



The AT Series Audio Attenuator are aesthetically designed to blend into most architectural surrounding without any matching complications with other electrical fittings. The units are constructed from high impact ABS material with a white matte finish, making the units highly durable while complementing most walls' surface finishing.

Apart from its aesthetic aspects, serious thought has been put into the safety aspect of the AT Series, bearing in mind that each unit comes with a built-in overriding relay, which when triggered will automatically set the output level to maximum.

The series consist of 4 models, a resistor network attenuator AT 06S (rated at 6W) and three transformerised models AT 30S (rated at 30W), AT 60S (rated at 60W) and AT 120S (rated at 120W).

All the models have 5 steps of attenuation from the OFF position to a maximum of 0 dB with each step being -6 dB, all this controlled from a rotary selector switch at the front of the unit.

- Maximum insertion loss of -0.5 dB.
- Sleek and aesthetically designed, constructed from high impact ABS with a white finish that blends easily into most surroundings.
- The flexibility of being flush mounted or surface mounted without any visible mounting screws.
- Built-in emergency overriding relay which sets the output level to maximum during emergency announcement.



AT 06S
6W Audio Attenuator



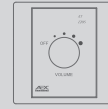
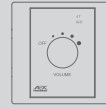

AT 30S
30W Audio Attenuator



AT 60S
60W Audio Attenuator



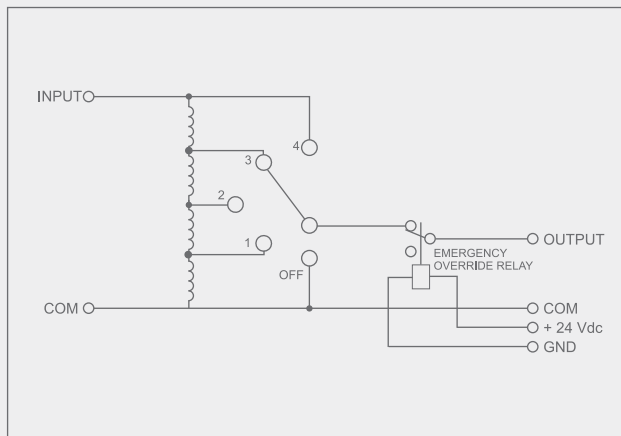
AT 120S
120W Audio Attenuator



Technical Specifications

	AT 06S	AT 30S	AT 60S	AT 120S
Maximum Power	6 W (100 V); 3 W (70 V)	30 W (100 V); 15 W (70 V)	60 W (100 V); 30 W (70 V)	120 W (100 V); 60 W (70 V)
Attenuation	5 Level of -6dB per step (0dB, -6dB, -12dB, -18dB, -∞dB)	5 Level of -6dB per step (0dB, -6dB, -12dB, -18dB, -∞dB)	5 Level of -6dB per step (0dB, -6dB, -12dB, -18dB, -∞dB)	5 Level of -6dB per step (0dB, -6dB, -12dB, -18dB, -∞dB)
Maximum Insertion Loss	- 0.5 dB	- 0.5 dB	- 0.5 dB	- 0.5 dB
Material & Finish	ABS Resin, White	ABS Resin, White	ABS Resin, White	ABS Resin, White
Dimensions (W x H x D)	86 x 86 x 26 mm	86 x 86 x 36 mm	86 x 86 x 44 mm	86 x 86 x 44 mm
Weight	0.08kg	0.25 kg	0.30 kg	0.32 kg
Emergency Override	24 Vdc, 10 mA	24 Vdc, 10 mA	24 Vdc, 10 mA	24 Vdc, 10 mA

Block Diagram



Accessories

ATS Flush Mounting Back Box ASM 101S

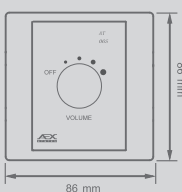


Dimensions (W x H x D): 70 x 70 x 48 mm

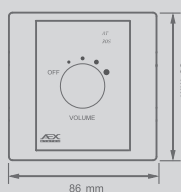
Engineers' Specifications

The audio attenuator shall be suitable for use in 70V and 100V line distributed speaker system. It shall have 5 levels of attenuation in steps of -6 dB, inclusive of an 'OFF' position. Maximum handling power shall be 6W (AT 06S) / 30W (AT 30S) / 60W (AT 60S) / 120W (AT 120S), rated at 100V line. A built-in emergency overriding relay shall be incorporated into the unit to switch the output level to the maximum during emergency paging. It shall be able to be both flush

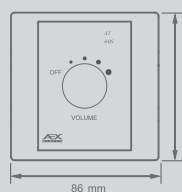
mounted to the wall (with optional back box) without any visible mounting screws. The facial components shall be made from high impact ABS in white and have a matted surface to avoid reflections. Its front facial dimensions shall not exceed 86 x 86 x 26mm (6W model) / 86 x 86 x 36mm (30W model) / 86 x 86 x 44mm (60W and 120W model).



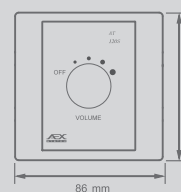
AT 06S



AT 30S



AT 60S



AT 120S